





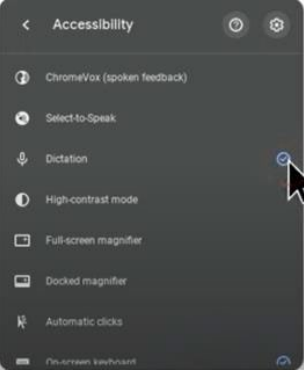


Updates to TestNav for the November 2024 Retest Administration

Category	Summary Description	Impacts/Screenshot
Drag and Drop Questions	A new option is available for students to “Click & Click” the answer for “Drag and Drop” questions.	<p>To answer Drag and Drop questions, students may now click the answer option, and then click the box to which they would like to drop the answer. The answer will then move to that box. Alternatively, students may drag and drop the answer options on these questions (as before).</p> <p>Try it: On the TestNav app or on the MCAS Resource Center, practice the “Click & Click” on question 40 of the TestNav 8 Tutorial.</p>
Answer Masking Tool	A new option is available for students to use their keyboard to use the answer masking tool.	<p>In addition to using a mouse, students may now use the Arrow, “Tab”, and “Enter” keys on their keyboard to use the answer masking tool.</p> <p>Try it: On the TestNav app or on the MCAS Resource Center, practice the keyboard functionality of the answer-masking tool on question 26 of the TestNav 8 Tutorial.</p> <p>The picture under the title is helpful because it shows</p> <div data-bbox="695 824 1549 1230"> <p><input type="radio"/> A. where the main characters live. </p> <p><input type="radio"/> B. where the skateboard was found. </p> <p> </p> <p> </p> </div>

Category	Summary Description	Impacts/Screenshot
Test Security	For Chromebooks with an enabled floating accessibility menu, opening TestNav in kiosk mode will automatically disable most of the options.	<p>Chromebooks have a floating accessibility window that, if enabled in the Google Admin Console, allows easy access to various accessibility tools. To ensure that students do not have access to unauthorized tools during testing, TestNav should be opened in kiosk mode, which will have the following effects:</p> <ul style="list-style-type: none"> • The student will still see the floating accessibility menu if it has been enabled in the Google Admin Console. • All options on the floating window will be automatically disabled except for the Mono Audio and Color Correction (these cannot be disabled and provide no advantage to the tester if used). Disabled options cannot be enabled by the tester. <p>Note: If the student has been assigned the Assistive Technology form, the floating accessibility menu will be enabled by default, and the student can disable/enable as they choose.</p> 
Zoom In/Out Tool	Students can now zoom in up to 500% using the zoom in/out tool in the User drop-down menu.	<p>The zoom in/out tool in the User drop-down menu now zooms up to 500%.</p> <p>Try it: On the TestNav app versions only, practice using the Zoom in/out tool on the grade 10 ELA or Math practice tests.</p> 